



# GuardTack

Access Mats

## TAKING CARE OF YOUR GUARDTACK ACCESS MAT

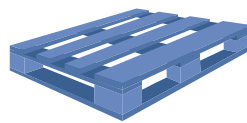
### GOOD MAT MANAGEMENT WILL PROLONG YOUR GUARDTACK MATS WORKING LIFE

We will always advise you on the most suitable GuardTack Mat for a particular area when conducting our site survey and work with you to ensure you are getting the best possible performance when it is in use.

As with any other secondary flooring covering, it is essential that all users are aware of its purpose and its limitations. Our GuardTack Access mats have been designed with specific environments in mind but it is not immune to damage through misuse, which could reduce the mats ability to help protect your critical environment.



People can walk naturally across the surface and can stop, turn and move.




Do not place pallets, box or other containers on the surface.



Only GuardTack 4 is recommended for use with a forklift trucks but pallets and forklift forks must be kept high when crossing the mat.



GuardTack mats are slippery when wet. Clear up any spillages straight away.



GuardTack mats will show marks and scuffs. This will not affect performance.



Travel straight across the surface, avoiding braking or turning.

Our GuardTack mats will look dirty during usage and this is perfectly normal it illustrates it is working correctly capturing and retaining particles.

Build-up of contamination should be monitored, and your cleaning SOPs should be adapted to suit.

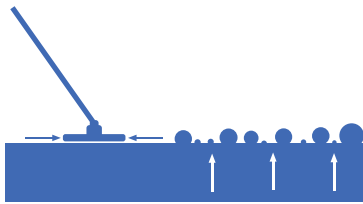
5 passes with a mop is typically enough to remove any soiling.

# CLEANING YOUR GUARDTACK ACCESS MAT

## YOUR GUARDTACK CONTAMINATION CONTROL MAT IS ONLY EFFECTIVE WHEN IT IS BEING PROPERLY MAINTAINED

This cleaning process is easily managed as it can be integrated into existing SOPs.

Please note that when deploying GuardTack Mats into your facility its ability to capture and retain viable and non-viable particles can leave the mat surface looking very dirty towards the end of the day or shift (depending on the frequency and intensity of traffic passing over the surface).



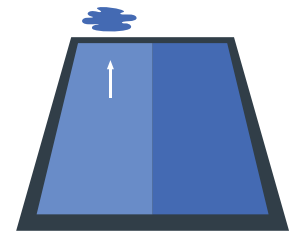
Agitate

Micronclean recommend using our existing rotational cleaning and disinfection products of Alpha, Beta and Delta for use with this product. Using either the Micronclean Laundered or Disposable Mopping system move across the mat surface and agitate as you move along. This will disturb the retained contamination and release it.



Spray

As alternative to our pre-saturated mopping systems you can spray the surface with Alpha, Beta and Delta from a trigger spray, leave for a few minutes and then agitate with a clean dry mop.



Remove

Using the same mop, remove the agitated, contamination off the mat surface.

If there a large amount of fluid move this to one location so that there is a single area where the contaminants can be soaked up and disposed of.

The cleaning process detailed above will generally keep your mat working effectively if performed at regular intervals e.g., a minimum of once per shift/day.

## CHEMICAL COMPATIBILITY OF YOUR GUARDTACK ACCESS MAT

- ▶ Micronclean have tested GuardTack Mats against a number of cleaning chemicals and recommend using Delta Neutral Detergent to remove dirt and debris, followed up with an Alpha / Beta disinfection step.
- ▶ Micronclean advise that fast acting sporicides can be used, but their frequency should be limited to less than once per quarter as part of a deep cleaning process.
- ▶ Micronclean recommend that high concentration alcohols (70/30 IPA and 70/30 IMS or above) should be avoided where possible.

Product Code	Family	Description	Size	Pack Qty
ANBLWLK12	GuardTack 3	Blue Walk Access Mat 1.2m Non-sterile	1200mm	Each
ANBLWLK20	GuardTack 3	Blue Walk Access Mat 2.0m Non-sterile	2000mm	Each
ANGYPRO12	GuardTack 4	Grey Pro Access Mat Non-sterile 1.2m Non-sterile	1200mm	Each
ANGYPRO20	GuardTack 4	Grey Pro Access Mat Non-sterile 2.0m Non-sterile	2000mm	Each
ANBLINS06	GuardTack 5	Blue Self-install Access Mat 0.6x1.2m Non-sterile	1200mm x 600mm	Each
ANBLINS10	GuardTack 5	Blue Self-install Access Mat 1.0x1.2m Non-sterile	1000mm x 1200mm	Each
ANBLINS15	GuardTack 5	Blue Self-install Access Mat 1.0x1.5m Non-sterile	1200mm x 1500mm	Each