


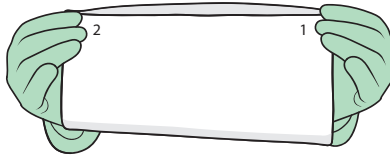


## HOW TO USE STERILE WIPES - 4 FOLD METHOD

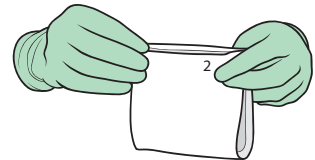
1 Take out one wipe from the packet.




2 Fold the wipe in half.



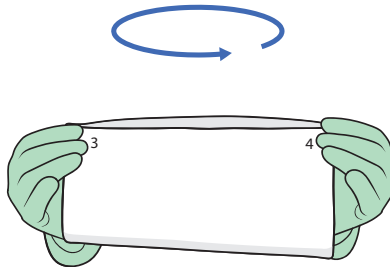
3 Fold the wipe in half again.




4 Wipe using one side of the wipe. Avoid touching any contaminated areas of the wipe.



5 Undo your last fold. Flip the wipe.




6 Fold the wipe so that the inverse sides are revealed.



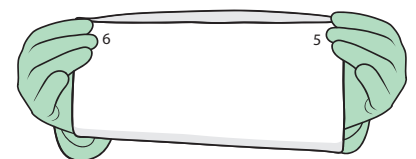
7 Wipe using one side of the wipe. Avoid touching any contaminated areas of the wipe.



8 Open out the wipe. Flip the wipe and repeat the process.




9 Fold the wipe in half.





## HOW TO USE STERILE WIPES - 4 FOLD METHOD


10 Fold the wipe in half again.




11 Wipe using one side of the wipe. Avoid touching any contaminated areas of the wipe.



12 Undo your last fold. Flip the wipe.



13 Fold the wipe so that the inverse sides are revealed.



14 Wipe using one side of the wipe. Avoid touching any contaminated areas of the wipe.



*This procedure provides guidance only and local procedures should be fully validated.*

For more information about our range of wipes, please contact us:

Micronclean, Skegness,  
Lincolnshire, UK, PE25 3AX  
W: [www.micronclean.co.uk](http://www.micronclean.co.uk)  
T: +44 (0)1754 767377  
E: [SalesEnquiries@micronclean.co.uk](mailto:SalesEnquiries@micronclean.co.uk)

