



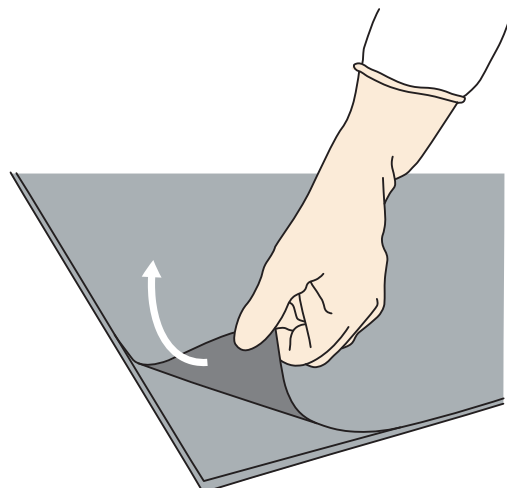
GUARDTACK 1 AND 2

HOW TO INSTALL THE ACCESS MAT

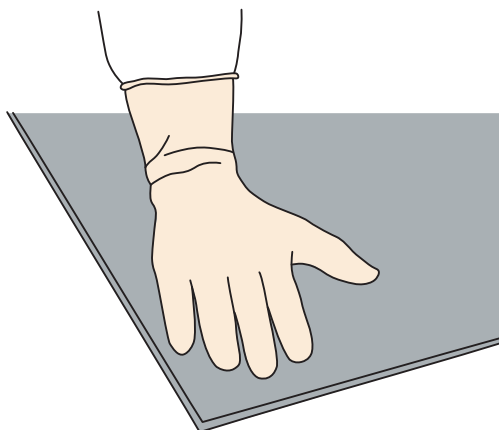
- 1 Make certain the floor where the contamination control mat is to be installed is free of moisture, dirt, oil etc.



- 2 Remove all the packaging including the outer polythene film. From the bottom surface remove the protective layer covering the floor adhesive.

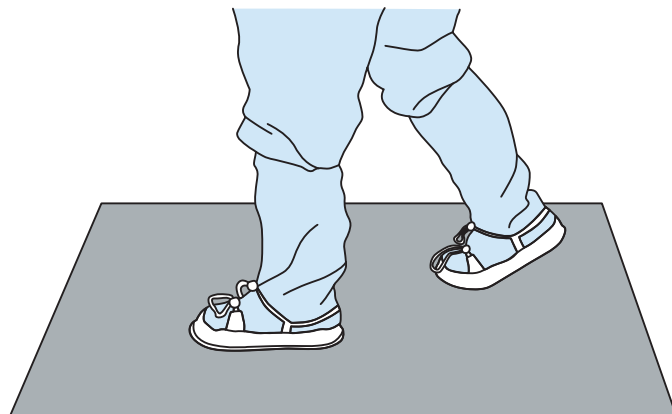


- 3 After placing the mat in the correct position, bond the mat to floor by pressing firmly on mat, especially along the edges.



- 4 Before removing the cover marked 'This Side Up', walk on mat to increase adhesion to floor.

Your Guardmark access mat is now ready to be used. When sheets get soiled simply remove the soiled sheet and expose a new clean sheet.



Non-Sterile Code	Family	Description	Size	Pack Qty	Case Qty
ANXX08018	GuardTack 1	Access Mat Medium Tack(Blue/Grey/White) Non-sterile	458 mm x 1145 mm	30 sheets/mat	8 Mats
ANXX08026	GuardTack 1	Access Mat Medium Tack (Blue/Grey/White) Non-sterile	660 mm x 1145 mm	30 sheets/mat	8 Mats
ANXX08336	GuardTack 1	Access Mat Medium Tack (Blue/Grey/White) Non-sterile	914 mm x 914 mm	30 sheets/mat	8 Mats
ANXX04018	GuardTack 2	Access Mat Low Tack (Blue/Grey/White) Non-sterile	458 mm x 1145 mm	30 sheets/mat	4 Mats
ANXX04122	GuardTack 2	Access Mat Low Tack (White) Non-sterile	458 mm x 660 mm	30 sheets/mat	4 Mats
ANXX04236	GuardTack 2	Access Mat Low Tack (Blue) Non-sterile	660 mm x 914 mm	30 sheets/mat	4 Mats
ANXX04026	GuardTack 2	Access Mat Low Tack (Blue/Grey/White) Non-sterile	660 mm x 1145 mm	30 sheets/mat	4 Mats
ANXX04036	GuardTack 2	Access Mat Low Tack (Blue/White) Non-sterile	914 mm x 1145 mm	30 sheets/mat	4 Mats
ANXX04336	GuardTack 2	Access Mat Low Tack (Blue/White) Non-sterile	914 mm x 914 mm.	30 sheets/mat	4 Mats

Where XX = BL for Blue, GY for Grey and WH for White

For more information about our range of GuardTack access mat, please contact us: Micronclean, Skegness, Lincolnshire, UK, PE25 3AX
W: www.micronclean.co.uk | T: +44 (0)1754 767377 | E: SalesEnquiries@micronclean.co.uk